

IPS e.max[®] Press

| High-strength pressed ceramics open up new possibilities |



all ceramic
all you need



IPS e.max restoration of both dental arches by Prof. Dr. Edelhoff/Oliver Brix, Germany

IPS e.max[®] Press

| IPS e.max Press Lithium disilicate: versatile and esthetic |



IPS e.max Press anterior restoration
Dr. U. Brodbeck, Switzerland / J. Seger, Ivoclar Vivadent, Liechtenstein



IPS e.max Press crown compared to a cast crown
W. Weisser, Germany



Restoration of both dental arches fabricated with IPS e.max Press
O. Brix/Prof. Dr D. Edelhoff, Germany

"Pressed" all-ceramics have been successfully used for 20 years and are synonymous with esthetic, accurately fitting biocompatible restorations.

Experience the versatility of IPS e.max Press lithium disilicate glass ceramic (LS₂). It offers the fit, form and function expected from pressed ceramics. In addition, it exhibits a **unique strength of 400 MPa** and outstanding esthetics.

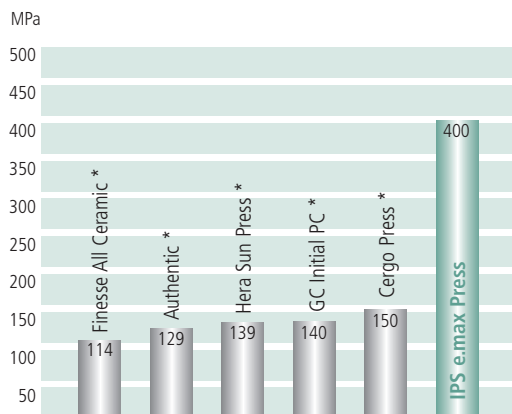
The material is available in **four levels of translucency**.

Therefore, natural-looking esthetic results can be achieved irrespective of the appearance of the prepared tooth. As a result, you can use the esthetic all-ceramic IPS e.max Press even if your patients have devitalized teeth or cast core build-ups. Communicate the shade of the prepared tooth to your lab, the technician will then select the suitable IPS e.max material offering the required opacity in order to recreate the natural esthetic appearance.



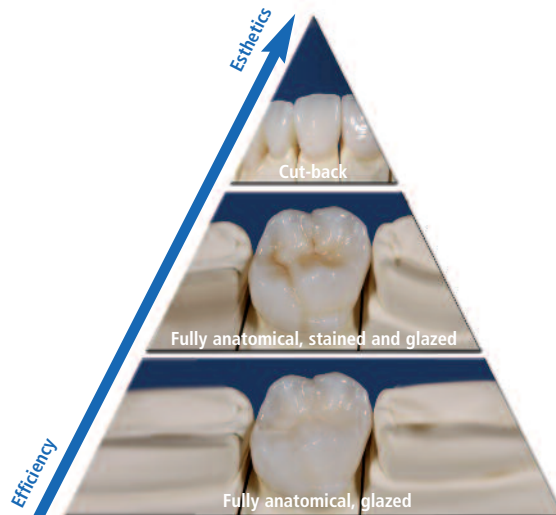
IPS e.max Press can be used to fabricate restorations which preserve as much of the natural tooth structure as possible, such as inlays, onlays, Table Tops ("occlusal veneers") and Thin Veneers. The range of indications of course also includes crowns, bridges for the anterior and premolar region as well as implant superstructures.

Select the most suitable solution for the individual patient together with your lab technician. You can choose between low-cost fully anatomical restorations, which offer a cost-effective and pleasing alternative to full cast crowns, and more expensive restorations which are cut back and layered to meet the most exacting esthetic patient requirements.



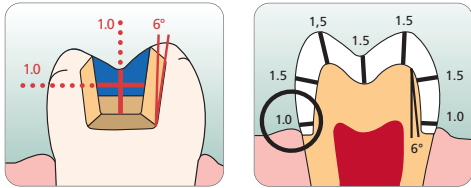
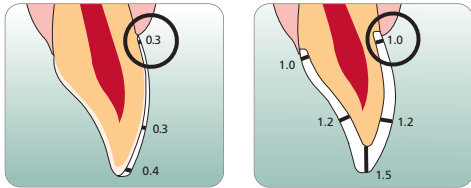
Comparison of the flexural strength of pressed ceramics

* Not registered trademarks of Ivoclar Vivadent AG
Source: R&D Ivoclar Vivadent AG, Schaan, 2005



IPS e.max[®] Press

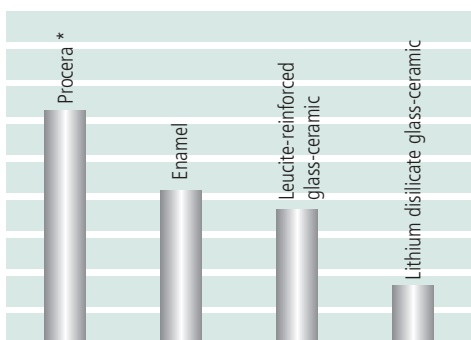
| Lithium disilicate offers new alternatives |



IPS e.max Press inlay
Dr. A. Peschke/F. Perkon, Ivoclar Vivadent, Liechtenstein



Adhesive cementation using Variolink Veneer
Dr S. Kina, Brazil/A. Bruguera, Spain



Wear of enamel on the antagonist tooth
* Not a registered trademark of Ivoclar Vivadent AG
Source: Wear of Enamel against Dental Ceramics. Sorenson, et al. J Dent res. Vol 78, 1999 #909

You can preserve much of the tooth substance if you use IPS e.max Press, since a minimum thickness of just 1 mm is required for inlays and just 0.3 mm for veneers. Make sure to prepare the tooth to be restored with all-ceramics either with a circular shoulder showing rounded inner edges or with a chamfer.

Have you ever decided against an all-ceramic restoration because it would have been extremely difficult to place it with the adhesive technique?

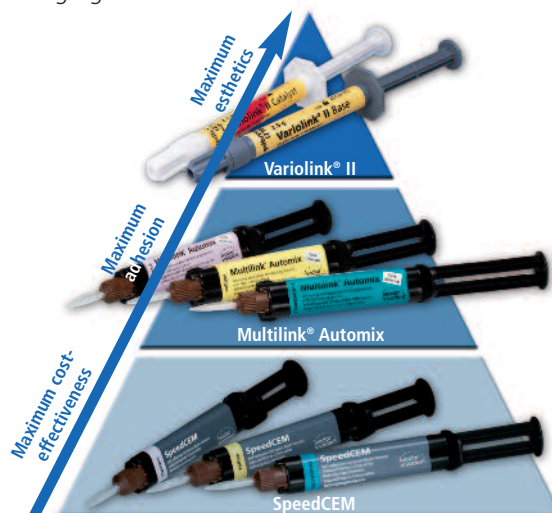
Glass-ceramic restorations no longer need to be seated with the adhesive technique at all costs. It goes without saying that the adhesive cementation, for example using **Variolink[®] II**, continues to be the "gold standard" in all-ceramics, that it convinces users with outstanding bonding values and that it has proven its worth in successful long-term studies.

Multilink[®] Automix is a universal self-etching composite system which can be applied without prior mixing. The **Multilink Primer** seals the dentin and provides a sound marginal seal as well as high bonding values.

Nevertheless, a trend towards less complex cementation systems has been observed lately. If you have to cement IPS e.max Press crowns and bridges, you can either use the adhesive, self-adhesive or conventional technique – the choice is yours.

The application of the new resin cement **SpeedCEM** is even easier than that of conventional cements and does not require a separate bonding agent. **Vivaglass[®] CEM** is an esthetic glass ionomer cement for the conventional technique. Both products are suitable for the cementation of high-strength all-ceramic restorations (ZrO_2 and LS_2). IPS e.max Press restorations are generally etched before they are seated. However, silanization is not required if the conventional cementation technique is used.

Occlusal adjustments after the placement of the restoration are made with a (fine) diamond. A diamond polishing system (e.g. OptraFine) is used to efficiently polish restorations to a final high-gloss finish.



IPS e.max[®] Press

| High-strength pressed ceramics open up new possibilities |

Benefits of IPS e.max Press

- Cost-effective, esthetic alternative to cast crowns
- Alternative to highly esthetic zirconium oxide reinforced single-tooth restorations
- Swift clinical procedure
- Choice between self-adhesive and conventional cementation



A. Bruguera, Spain/
Dr S. Kina, Brazil



J. Seger,
Ivoclar Vivadent AG,
Liechtenstein/
Dr U. Brodbeck,
Switzerland



G. Ubassy, France/
Dr S. Kina, Brazil



Lab logo | stamp